

WALTHERS

The N Scale 10-6 Sleepers You've Been Waiting For!



Now Arriving!

N 10-6 Sleepers
[932-55030 Series](#) \$34.98
June Delivery

- All-New Tooling
- Matches Pullman Plan #4140
- Corrugated *And* Smoothside Cars Available
- Skirted or Non-Skirted as Appropriate
- GSC 41-N Trucks
- Flush-Fitting Windows
- Full Interior
- Electrical Contacts for Drop In Lighting Kit (sold separately)
- Working Diaphragms
- Car Name & Number Decals
- Blackened Metal Wheelsets
- AccuMate® Knuckle Couplers
- Superb Paint & Lettering
- Plastic Storage Box
- Great for Postwar Streamliners



GN



C&O



ATSF



Rock Island



CNW*



UP*



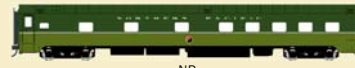
Amtrak



NYC*
Undecorated (Not Shown)



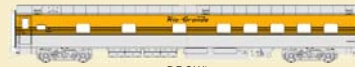
SP*



NP




PRR (Late Scheme)



DRGW*

Cars include complete interiors!



Also Available
N Passenger Car Lighting Kit
[933-1099](#) \$9.98 June Delivery



Cornerstone Series® Built-ups
N Golden Valley Depot
[933-2607](#)
[2608 & 2609](#)
\$31.98 Each



PROTO N
Alco PA-PB Diesels [920-7550 Series](#)



PROTO N
EMD E8/9 Diesels [920-34072 Series](#) A Units [920-34101 Series](#) A-B Sets



Cornerstone Series Kit
N Santa Fe Depot w/ Freight House
[933-3805](#) \$54.98



PROTO N
Alco DL-109 [920-7706 Series](#)

Can't find a hobby shop near you? Call 1-800-4TRAINS (1-800-487-2467) or visit [walters.com](#)

Preproduction models shown, some details may vary. Delivery date shown was accurate at press time, visit [walters.com](#) for updates.
Accumate® couplers are made under license from Accurail, Inc. *CSX proprietary marks used by permission of CSX Transportation, Inc. †Union Pacific licensed product. ©2008 Wm. K. Walther, Inc.